

Local Market Report June

Westside / Los Angeles

2018



RODEO REALTY
LOCAL EXPERTISE, GLOBAL PRESENCE.

TABLE OF CONTENTS

Bel Air - Holmby Hills	2	Juneina del Rey	16
Beverly Center - Miracle Mile	3	Mid Los Angeles	17
Beverly Hills	4	Mid Wilshire	18
Beverly Hills P.O.	5	Palms	19
Beverlywood	6	Pacific Palisades	20
Brentwood	7	Playa Vista	21
Cheviot Hills - Rancho Park	8	Santa Monica	22
Culver City	9	Silverlake - Echo Park	23
Hancock Park	10	Sunset Strip - Hollywood Hills West	24
Hollywood	11	Venice	25
Hollywood Hills East	12	West Hollywood	26
Los Feliz	13	West Los Angeles	27
Malibu	14	Westwood - Century City	28
Malibu Beach	15		



RODEO REALTY

RodeoRE.com

BEL AIR-HOLMBY HILLS

	June 2017	June 2018	%Change	
Median Price	\$2,399,900	\$1,660,000	-31%	↓
Properties Sold	24	15	-38%	↓
Sales Volume	\$89,930,253	\$32,656,750	-64%	↓
Average Sale Price	\$3,747,094	\$2,177,117	-42%	↓
Properties For Sale	129	140	9%	↑
Average Days on Market	52	48	-8%	↓
Months Supply of Inventory	5	9	80%	↑
Average List Price	\$6,798,250	\$11,073,789	63%	↑

*Information obtained from local MLS using CARETS data, statistics are subject to change due to local reporting disciplines.



RODEO REALTY
RodeoRE.com

BEVERLY CENTER - MIRACLE MILE

	June 2017	June 2018	%Change
Median Price	\$1,422,200	\$1,630,000	15% 
Properties Sold	33	25	-24% 
Sales Volume	\$48,723,788	\$50,028,552	3% 
Average Sale Price	\$1,476,478	\$2,001,142	36% 
Properties For Sale	99	66	-33% 
Average Days on Market	39	30	-23% 
Months Supply of Inventory	3	3	0%
Average List Price	\$1,477,816	\$1,770,677	20% 

*Information obtained from local MLS using CARETS data, statistics are subject to change due to local reporting disciplines.



RODEO REALTY
RodeoRE.com

BEVERLY HILLS

	June 2017	June 2018	%Change	
Median Price	\$3,250,000	\$2,662,500	-18%	↓
Properties Sold	37	34	-8%	↓
Sales Volume	\$162,911,430	\$119,216,250	-27%	↓
Average Sale Price	\$4,403,012	\$3,506,360	-20%	↓
Properties For Sale	282	268	-5%	↓
Average Days on Market	54	37	-31%	↓
Months Supply of Inventory	8	8	0%	
Average List Price	\$6,805,669	\$8,449,357	24%	↑

*Information obtained from local MLS using CARETS data, statistics are subject to change due to local reporting disciplines.



RODEO REALTY
RodeoRE.com

BEVERLY HILLS P.O.

	June 2017	June 2018	%Change
Median Price	\$3,853,250	\$2,662,500	-31% 
Properties Sold	18	18	0%
Sales Volume	\$95,119,875	\$59,042,750	-38% 
Average Sale Price	\$5,284,438	\$3,280,153	-38% 
Properties For Sale	139	130	-6% 
Average Days on Market	59	42	-29% 
Months Supply of Inventory	8	7	-13% 
Average List Price	\$5,636,486	\$8,142,829	44% 

*Information obtained from local MLS using CARETS data, statistics are subject to change due to local reporting disciplines.



RODEO REALTY
RodeoRE.com

BEVERLYWOOD

	June 2017	June 2018	%Change	
Median Price	\$1,215,000	\$1,308,000	8%	↓
Properties Sold	27	23	-15%	↓
Sales Volume	\$39,511,885	\$30,779,326	-22%	↓
Average Sale Price	\$1,463,403	\$1,338,232	-9%	↓
Properties For Sale	33	49	48%	↑
Average Days on Market	46	32	-30%	↓
Months Supply of Inventory	1	2	100%	↑
Average List Price	\$1,494,977	\$1,761,394	18%	↑

*Information obtained from local MLS using CARETS data, statistics are subject to change due to local reporting disciplines.



RODEO REALTY
RodeoRE.com

BRENTWOOD

	June 2017	June 2018	%Change	
Median Price	\$2,300,000	\$2,412,500	5%	↑
Properties Sold	57	36	-37%	↓
Sales Volume	\$183,519,156	\$114,760,537	-37%	↓
Average Sale Price	\$3,219,634	\$3,187,793	-1%	↓
Properties For Sale	143	162	13%	↑
Average Days on Market	38	41	8%	↑
Months Supply of Inventory	3	5	67%	↑
Average List Price	\$3,606,821	\$4,849,823	34%	↑

*Information obtained from local MLS using CARETS data, statistics are subject to change due to local reporting disciplines.



RODEO REALTY
RodeoRE.com

CHEVIOT HILLS - RANCHO PARK

	June 2017	June 2018	%Change
Median Price	\$2,220,000	\$2,600,000	17% 
Properties Sold	10	11	10% 
Sales Volume	\$23,996,950	\$28,733,000	20% 
Average Sale Price	\$2,399,695	\$2,612,091	9% 
Properties For Sale	16	20	25% 
Average Days on Market	36	15	-58% 
Months Supply of Inventory	2	2	0% 
Average List Price	\$2,413,364	\$2,692,643	12% 

*Information obtained from local MLS using CARETS data, statistics are subject to change due to local reporting disciplines.



RODEO REALTY
RodeoRE.com

CULVER CITY

	June 2017	June 2018	%Change	
Median Price	\$883,688	\$1,160,000	31%	↑
Properties Sold	30	34	13%	↑
Sales Volume	\$27,525,975	\$39,454,240	43%	↑
Average Sale Price	\$917,533	\$1,160,419	26%	↑
Properties For Sale	65	69	6%	↑
Average Days on Market	32	31	-3%	↓
Months Supply of Inventory	2	2	0%	
Average List Price	\$963,277	\$1,059,511	10%	↑

*Information obtained from local MLS using CARETS data, statistics are subject to change due to local reporting disciplines.



RODEO REALTY
RodeoRE.com

HANCOCK PARK




	June 2017	June 2018	%Change
Median Price	\$820,000	\$1,227,500	50% 
Properties Sold	52	50	-4% 
Sales Volume	\$71,569,983	\$83,243,519	16% 
Average Sale Price	\$1,376,346	\$1,664,870	21% 
Properties For Sale	125	119	-5% 
Average Days on Market	36	38	6% 
Months Supply of Inventory	2	2	0%
Average List Price	\$1,191,413	\$1,903,910	60% 

*Information obtained from local MLS using CARETS data, statistics are subject to change due to local reporting disciplines.



RODEO REALTY
RodeoRE.com

HOLLYWOOD

	June 2017	June 2018	%Change
Median Price	\$690,000	\$831,500	21% 
Properties Sold	28	26	-7% 
Sales Volume	\$24,718,750	\$23,240,500	-6% 
Average Sale Price	\$882,813	\$893,865	1% 
Properties For Sale	82	62	-24% 
Average Days on Market	44	31	-30% 
Months Supply of Inventory	3	2	-33% 
Average List Price	\$1,351,188	\$1,036,341	-23% 

*Information obtained from local MLS using CARETS data, statistics are subject to change due to local reporting disciplines.



RODEO REALTY
RodeoRE.com

HOLLYWOOD HILLS EAST

	June 2017	June 2018	%Change
Median Price	\$1,187,500	\$1,466,250	23% 
Properties Sold	22	24	9% 
Sales Volume	\$27,694,700	\$38,080,300	38% 
Average Sale Price	\$1,258,850	\$1,586,679	26% 
Properties For Sale	79	62	-22% 
Average Days on Market	32	35	9% 
Months Supply of Inventory	4	3	-25% 
Average List Price	\$1,239,682	\$1,766,495	42% 

*Information obtained from local MLS using CARETS data, statistics are subject to change due to local reporting disciplines.



RODEO REALTY
RodeoRE.com

Los FELIZ

	June 2017	June 2018	%Change
Median Price	\$1,710,000	\$2,107,500	23% ↑
Properties Sold	34	21	-38% ↓
Sales Volume	\$84,549,000	\$53,456,673	-37% ↓
Average Sale Price	\$2,486,735	\$2,545,556	2% ↑
Properties For Sale	79	57	-28% ↓
Average Days on Market	32	29	-9% ↓
Months Supply of Inventory	2	3	50% ↑
Average List Price	\$1,943,263	\$2,167,818	12% ↑

*Information obtained from local MLS using CARETS data, statistics are subject to change due to local reporting disciplines.



RODEO REALTY
RodeoRE.com

MALIBU

	June 2017	June 2018	%Change	
Median Price	\$2,300,000	\$2,467,500	7%	↑
Properties Sold	28	14	-50%	↓
Sales Volume	\$83,384,200	\$43,372,500	-48%	↓
Average Sale Price	\$2,978,007	\$3,098,036	4%	↑
Properties For Sale	225	214	-5%	↓
Average Days on Market	78	64	-18%	↓
Months Supply of Inventory	8	15	88%	↑
Average List Price	\$3,928,243	\$4,278,417	9%	↑

*Information obtained from local MLS using CARETS data, statistics are subject to change due to local reporting disciplines.



RODEO REALTY
RodeoRE.com

MALIBU BEACH

	June 2017	June 2018	%Change
Median Price	\$6,800,000	\$5,050,000	-26% 
Properties Sold	7	9	29% 
Sales Volume	\$51,614,000	\$90,367,500	75% 
Average Sale Price	\$7,373,429	\$10,040,833	36% 
Properties For Sale	91	83	-9% 
Average Days on Market	57	158	177% 
Months Supply of Inventory	13	9	-31% 
Average List Price	\$8,155,400	\$6,192,333	-24% 

*Information obtained from local MLS using CARETS data, statistics are subject to change due to local reporting disciplines.



RODEO REALTY
RodeoRE.com

MARINA DEL REY

	June 2017	June 2018	%Change	
Median Price	\$938,814	\$1,038,250	11%	↑
Properties Sold	34	36	6%	↑
Sales Volume	\$36,513,907	\$45,555,000	25%	↑
Average Sale Price	\$1,073,938	\$1,265,417	18%	↑
Properties For Sale	114	106	-7%	↓
Average Days on Market	34	24	-29%	↓
Months Supply of Inventory	3	3	0%	
Average List Price	\$1,516,381	\$1,586,035	5%	↑

*Information obtained from local MLS using CARETS data, statistics are subject to change due to local reporting disciplines.



RODEO REALTY
RodeoRE.com

MID LOS ANGELES

	June 2017	June 2018	%Change	
Median Price	\$727,500	\$779,500	7%	↑
Properties Sold	42	35	-17%	↓
Sales Volume	\$30,331,500	\$29,022,500	-4%	↓
Average Sale Price	\$722,179	\$829,214	15%	↑
Properties For Sale	97	66	-32%	↓
Average Days on Market	23	29	26%	↑
Months Supply of Inventory	2	2	0%	
Average List Price	\$761,729	\$877,625	15%	↑

*Information obtained from local MLS using CARETS data, statistics are subject to change due to local reporting disciplines.



RODEO REALTY
RodeoRE.com

MID WILSHIRE

	June 2017	June 2018	%Change
Median Price	\$668,000	\$672,500	1% 
Properties Sold	39	16	-59% 
Sales Volume	\$27,029,168	\$11,573,000	-57% 
Average Sale Price	\$693,056	\$723,313	4% 
Properties For Sale	90	64	-29% 
Average Days on Market	45	35	-22% 
Months Supply of Inventory	2	4	100% 
Average List Price	\$856,848	\$1,017,416	19% 

*Information obtained from local MLS using CARETS data, statistics are subject to change due to local reporting disciplines.



RODEO REALTY
RodeoRE.com

PACIFIC PALISADES


	June 2017	June 2018	%Change	
Median Price	\$2,700,000	\$2,778,000	3%	↑
Properties Sold	33	23	-30%	↓
Sales Volume	\$107,405,900	\$74,790,460	-30%	↓
Average Sale Price	\$3,254,724	\$3,251,759	0%	
Properties For Sale	120	95	-21%	↓
Average Days on Market	32	38	19%	↑
Months Supply of Inventory	4	4	0%	
Average List Price	\$3,833,752	\$3,929,523	2%	↑

*Information obtained from local MLS using CARETS data, statistics are subject to change due to local reporting disciplines.



RODEO REALTY
RodeoRE.com

PALMS

	June 2017	June 2018	%Change
Median Price	\$1,497,000	\$1,435,000	-4% 
Properties Sold	56	33	-41% 
Sales Volume	\$83,010,719	\$51,730,248	-38% 
Average Sale Price	\$1,482,334	\$1,567,583	6% 
Properties For Sale	72	76	6% 
Average Days on Market	22	18	-18% 
Months Supply of Inventory	1	2	100% 
Average List Price	\$1,380,371	\$1,613,826	17% 

*Information obtained from local MLS using CARETS data, statistics are subject to change due to local reporting disciplines.



RODEO REALTY
RodeoRE.com

PLAYA VISTA

	June 2017	June 2018	%Change
Median Price	\$1,376,500	\$1,190,000	-14% 
Properties Sold	19	13	-32% 
Sales Volume	\$26,199,592	\$20,754,000	-21% 
Average Sale Price	\$1,378,926	\$1,596,462	16% 
Properties For Sale	32	26	-19% 
Average Days on Market	25	24	-4% 
Months Supply of Inventory	2	2	0%
Average List Price	\$1,680,500	\$1,877,636	12% 

*Information obtained from local MLS using CARETS data, statistics are subject to change due to local reporting disciplines.



RODEO REALTY
RodeoRE.com

SANTA MONICA



	June 2017	June 2018	%Change	
Median Price	\$1,540,000	\$1,600,000	4%	↑
Properties Sold	78	67	-14%	↓
Sales Volume	\$160,798,650	\$149,535,035	-7%	↓
Average Sale Price	\$2,061,521	\$2,231,866	8%	↑
Properties For Sale	137	157	15%	↑
Average Days on Market	28	31	11%	↑
Months Supply of Inventory	2	2	0%	
Average List Price	\$2,064,039	\$2,251,023	9%	↑

*Information obtained from local MLS using CARETS data, statistics are subject to change due to local reporting disciplines.



RODEO REALTY
RodeoRE.com

SILVERLAKE - ECHO PARK

	June 2017	June 2018	%Change
Median Price	\$809,500	\$976,644	21% 
Properties Sold	58	38	-34% 
Sales Volume	\$53,382,125	\$38,984,915	-27% 
Average Sale Price	\$920,381	\$1,025,919	11% 
Properties For Sale	102	99	-3% 
Average Days on Market	28	18	-36% 
Months Supply of Inventory	2	3	50% 
Average List Price	\$967,414	\$1,192,469	23% 

*Information obtained from local MLS using CARETS data, statistics are subject to change due to local reporting disciplines.



RODEO REALTY
RodeoRE.com

SUNSET STRIP - HOLLYWOOD HILLS WEST

	June 2017	June 2018	%Change	
Median Price	\$1,600,000	\$1,647,500	3%	↓
Properties Sold	71	57	-20%	↓
Sales Volume	\$136,963,502	\$126,790,278	-7%	↓
Average Sale Price	\$1,929,063	\$2,224,391	15%	↑
Properties For Sale	312	309	-1%	↓
Average Days on Market	45	48	7%	↑
Months Supply of Inventory	4	5	25%	↑
Average List Price	\$3,871,496	\$4,320,544	12%	↑

*Information obtained from local MLS using CARETS data, statistics are subject to change due to local reporting disciplines.



RODEO REALTY
RodeoRE.com

VENICE

	June 2017	June 2018	%Change
Median Price	\$2,000,000	\$2,317,500	16% ↑
Properties Sold	21	30	43% ↑
Sales Volume	\$43,820,000	\$69,015,000	57% ↑
Average Sale Price	\$2,086,667	\$2,300,500	10% ↑
Properties For Sale	75	84	12% ↑
Average Days on Market	29	39	34% ↑
Months Supply of Inventory	4	3	-25% ↓
Average List Price	\$2,598,879	\$2,691,412	4% ↑

*Information obtained from local MLS using CARETS data, statistics are subject to change due to local reporting disciplines.



RODEO REALTY
RodeoRE.com

WEST HOLLYWOOD

	June 2017	June 2018	%Change	
Median Price	\$825,000	\$812,000	-2%	↓
Properties Sold	47	34	-28%	↓
Sales Volume	\$47,815,915	\$32,793,090	-31%	↓
Average Sale Price	\$1,017,360	\$964,503	-5%	↓
Properties For Sale	116	117	1%	↑
Average Days on Market	28	27	-4%	↑
Months Supply of Inventory	2	3	50%	↑
Average List Price	\$1,255,577	\$1,761,853	40%	↑

*Information obtained from local MLS using CARETS data, statistics are subject to change due to local reporting disciplines.



RODEO REALTY
RodeoRE.com

WEST LOS ANGELES

	June 2017	June 2018	%Change	
Median Price	\$935,500	\$1,017,500	9%	↑
Properties Sold	32	24	-25%	↓
Sales Volume	\$30,923,848	\$27,048,777	-13%	↓
Average Sale Price	\$966,370	\$1,127,032	17%	↑
Properties For Sale	49	56	14%	↑
Average Days on Market	16	27	69%	↑
Months Supply of Inventory	2	2	0%	
Average List Price	\$965,203	\$1,171,913	21%	↑

*Information obtained from local MLS using CARETS data, statistics are subject to change due to local reporting disciplines.



RODEO REALTY
RodeoRE.com

WESTWOOD - CENTURY CITY

	June 2017	June 2018	%Change
Median Price	\$1,034,500	\$1,275,000	23% ↓
Properties Sold	94	63	-33% ↓
Sales Volume	\$140,584,071	\$111,206,985	-21% ↓
Average Sale Price	\$1,495,575	\$1,765,190	18% ↑
Properties For Sale	184	171	-7% ↓
Average Days on Market	37	38	3% ↑
Months Supply of Inventory	2	3	50% ↑
Average List Price	\$1,821,562	\$2,174,304	19% ↑

*Information obtained from local MLS using CARETS data, statistics are subject to change due to local reporting disciplines.



RODEO REALTY
RodeoRE.com

